



# Triumph

July, 1978

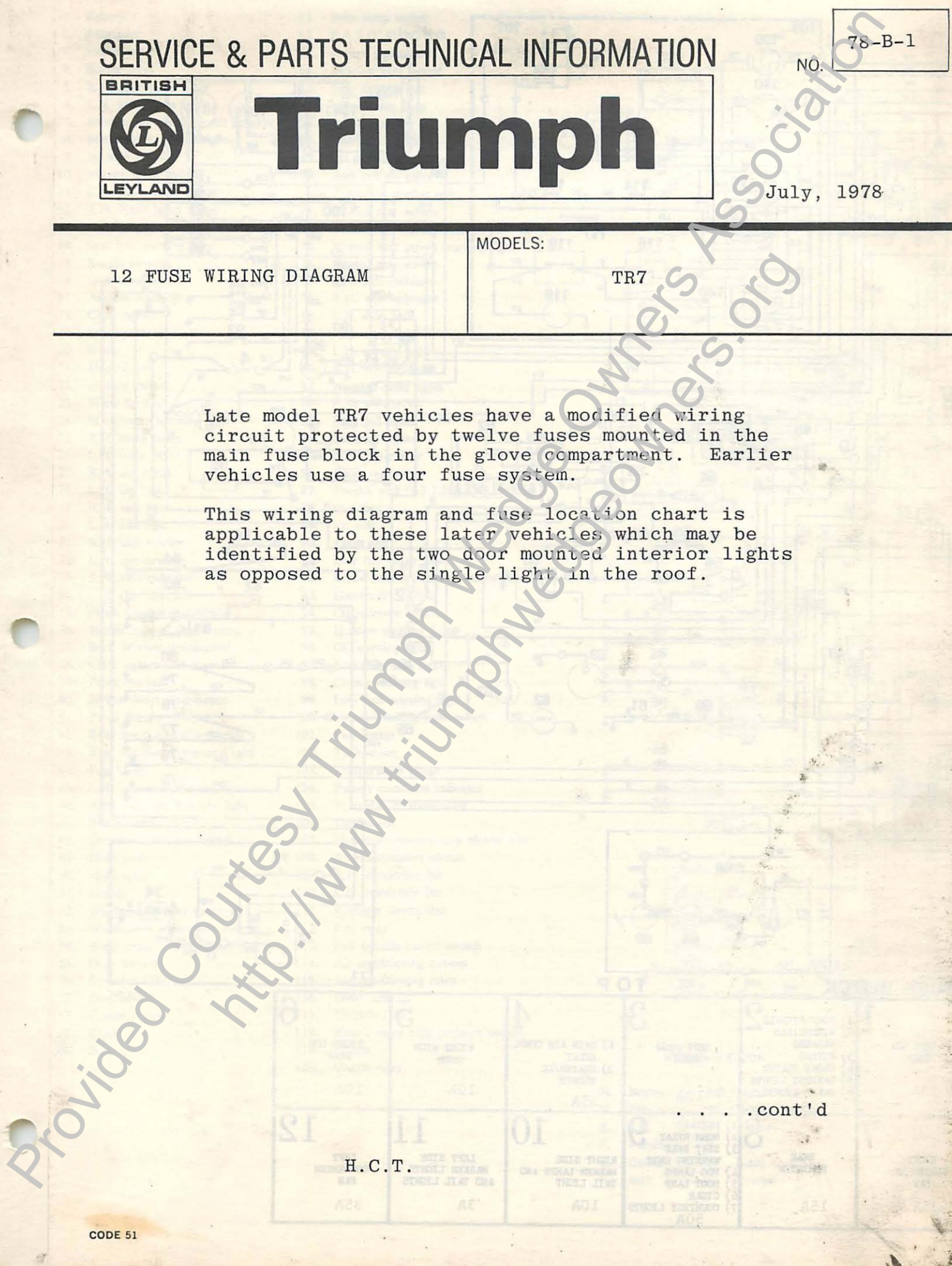
12 FUSE WIRING DIAGRAM

MODELS:

TR7

Late model TR7 vehicles have a modified wiring circuit protected by twelve fuses mounted in the main fuse block in the glove compartment. Earlier vehicles use a four fuse system.

This wiring diagram and fuse location chart is applicable to these later vehicles which may be identified by the two door mounted interior lights as opposed to the single light in the roof.

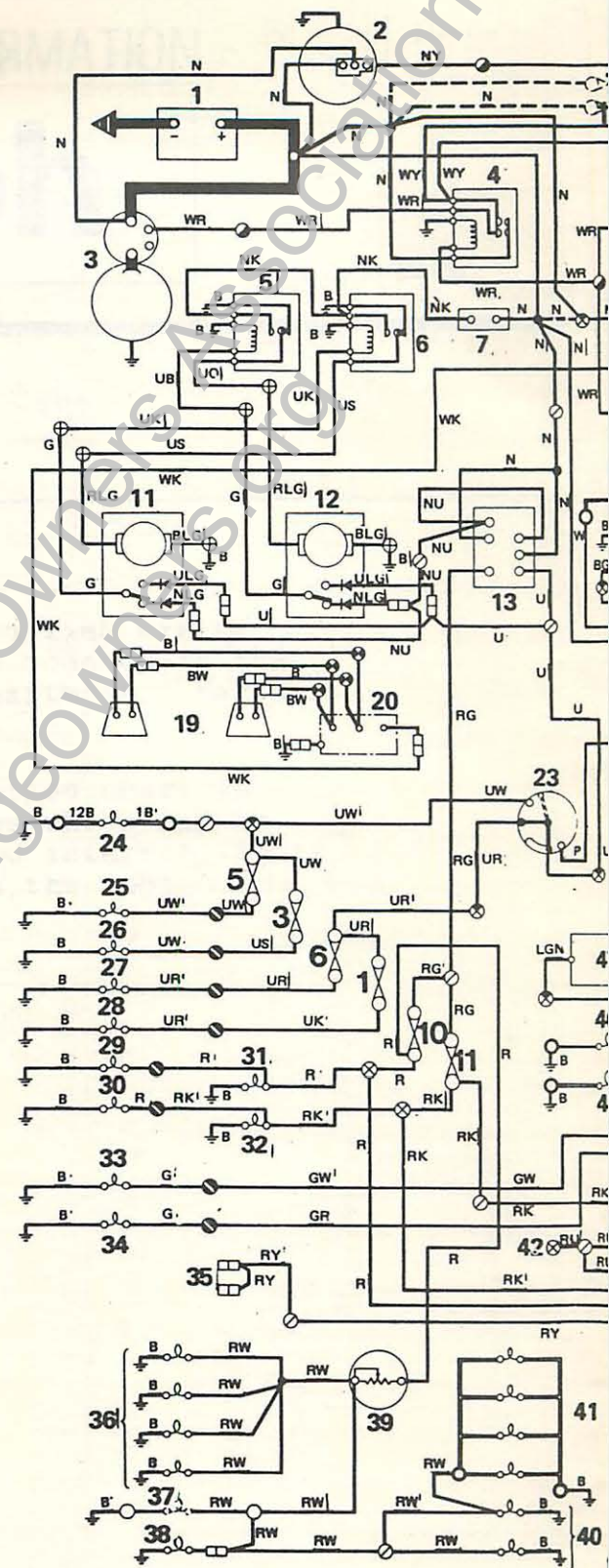


Provided Courtesy Triumph Owners Association  
<http://www.triumphweb.org>

...cont'd

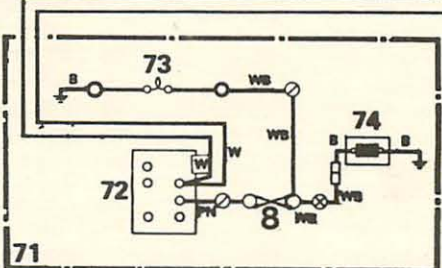
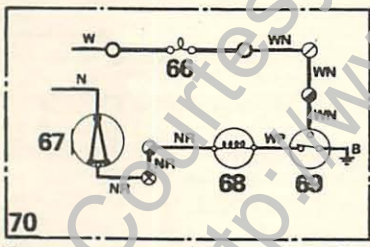
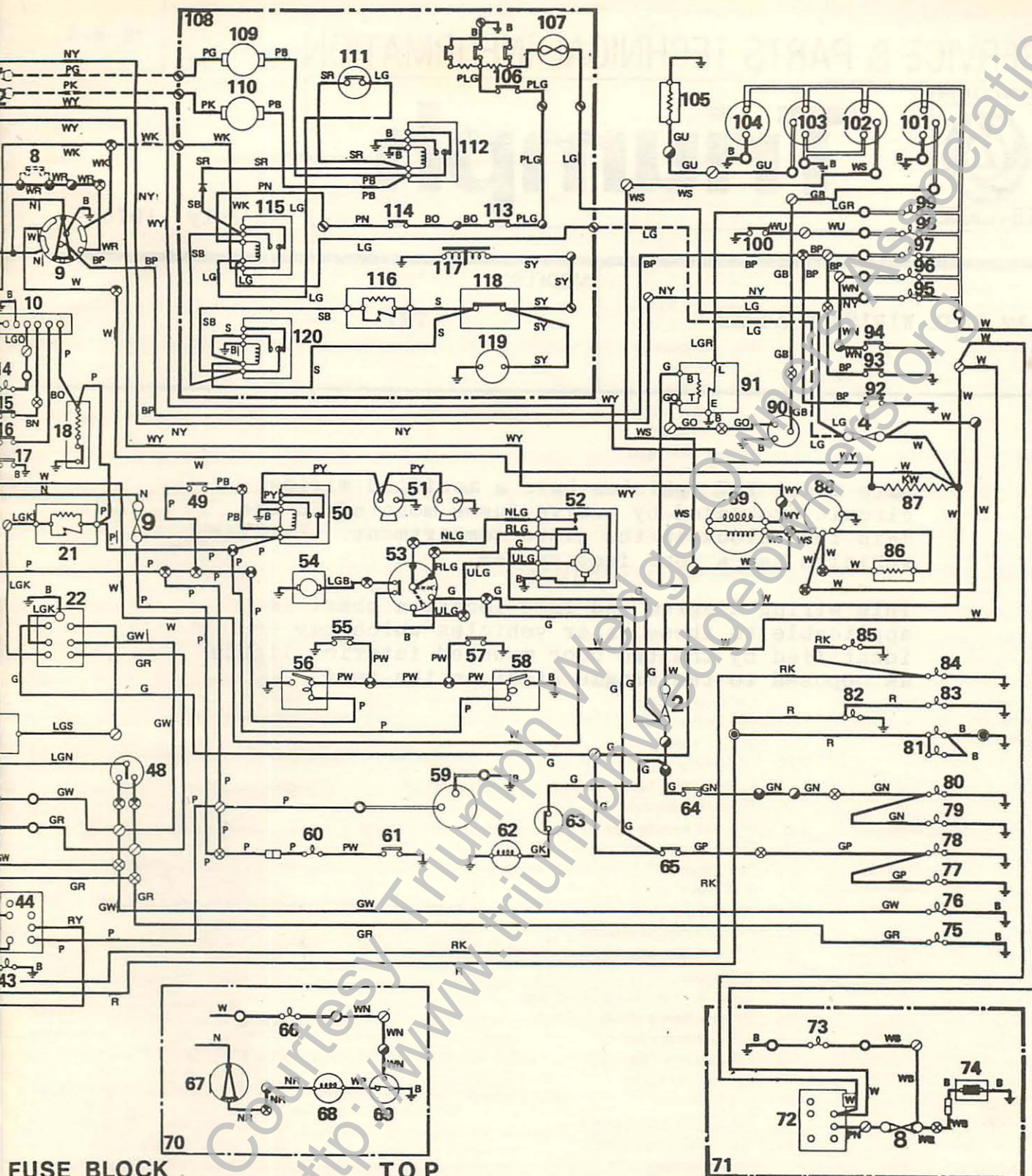
H.C.T.

1. Battery
2. Alternator
3. Starter motor
4. Starter relay
5. R.H. head lamp relay
6. L.H. head lamp relay
7. Head lamp motor circuit breaker
8. Start inhibit switch (Auto)
9. Ignition switch
10. Buzzer timer unit
11. L.H. Head lamp motor
12. R.H. Head lamp motor
13. Master light switch
14. Seat belt warning light
15. Buckle switch
16. Door switch
17. Audible warning
18. Cigar lighter
19. Loudspeakers
20. Radio
21. Hazard unit
22. Hazard switch
23. Main/dip/flash switch
24. Main beam warning light
25. R.H. main beam
26. L.H. main beam
27. R.H. dip beam
28. L.H. dip beam
29. R.H. side light
30. L.H. side light
31. R.H. side marker
32. L.H. side marker
33. R.H. side indicator
34. L.H. side indicator
35. Front fog lamps junction
36. Heater control illumination
37. Borg Warner illumination
38. Cigar lighter illumination
39. Panel rheostat
40. Switch panel illumination
41. Panel illumination
42. Rear fog lamps illumination
43. Rear fog lamps warning light
44. Fog Switch
45. L.H. indicator warning light
46. R.H. indicator warning light
47. Flasher unit
48. Direction indicator switch
49. Horn push
50. Horn relay
51. Horns
52. Windscreen wiper motor
53. Windscreen wipe/wash switch
54. Windscreen washer motor
55. Door switch
56. Courtesy light
57. Door switch
58. Courtesy light
59. Clock
60. Boot lamp
61. Boot lamp switch
62. F.A.S.D. choke
63. Engine thermostat
64. Reverse light switch
65. Stop light switch
66. Oil warning light
67. Ignition switch
68. Anti run on valve
69. Oil pressure switch
70. Anti run on valve—California market only
71. Heated rear screen
72. Heated rear screen switch
73. Heated rear screen warning light
74. Heated rear screen
75. L.H. side indicator
76. R.H. side indicator
77. L.H. stop light
78. R.H. stop light
79. L.H. reverse light
80. R.H. reverse light
81. Number plate lights
82. R.H. sidemarker
83. R.H. tail lights
84. L.H. tail lights
85. L.H. sidemarker
86. Drive resistor
87. Eureka wire (1.3-1.5Ω) ballast
88. Distributor
89. 6v. coil
90. Tank unit
91. Low fuel delay unit
92. Brake pressure differential switch
93. Handbrake switch
94. Oil pressure switch
95. Ignition warning light
96. Oil warning light
97. Brake warning light
98. Choke warning light
99. Low fuel warning light
100. Choke warning light switch
101. Fuel gauge
102. Tachometer
103. Temperature gauge
104. Battery condition indicator
105. Temperature transmitter
106. Thermostat
107. Heater/air conditioning blower unit
108. Air conditioning circuit
109. R.H. condenser fan
110. L.H. condenser fan
111. Radiator thermostat
112. Fan relay
113. Full throttle cut-off switch
114. Air conditioning cut-out
115. Air conditioning relay
116. Delay unit
117. Throttle jack
118. Ranco valve high pressure cut-off
119. Clutch
120. Clutch relay



#### COLOUR CODE

N. Brown	LG. Light Green
U. Blue	W. White
R. Red	Y. Yellow
P. Purple	S. Slate
G. Green	B. Black
K. Pink	O. Orange



<b>FUSE BLOCK TOP</b>					
<b>1</b>	<ol style="list-style-type: none"> <li>1) TURN SIGNALS</li> <li>2) WINDSHIELD WASHERS</li> <li>3) WIPERS</li> <li>4) CHOKE HEATER</li> <li>5) REVERSE LIGHTS</li> <li>6) BRAKE LIGHTS</li> </ol>	<b>3</b>	<ol style="list-style-type: none"> <li>1) MAIN AIR COND. RELAY</li> <li>2) HEATER/AC BLOWER</li> </ol>	<b>5</b>	<b>6</b>
LEFT LOW BEAM 10A	25A	LEFT HIGH BEAM 10A	35A	RIGHT HIGH BEAM 10A	RIGHT LOW BEAM 10A
<b>8</b>	<ol style="list-style-type: none"> <li>1) HAZZARD</li> <li>2) HORN RELAY</li> <li>3) SEAT BELT WARNING UNIT</li> <li>4) FOG LAMPS</li> <li>5) BOOT LAMP</li> <li>6) CIGAR</li> <li>7) COURTESY LIGHTS</li> </ol>	<b>9</b>	<b>10</b>	<b>11</b>	<b>12</b>
RIGHT CONDENSER FAN 35A	REAR DEMISTER 15A	RIGHT SIDE MARKER LAMPS AND TAIL LIGHT 10A	LEFT SIDE MARKER LIGHTS AND TAIL LIGHTS 3A	LEFT CONDENSER FAN 35A	